



Road Lighting Fixture

INFINITY[®]



INFINITY Saturn Lamp

INFINITY

Features

The lamp shade adopts Pyrex with good light penetration and less penetration loss.

Designed by the foreign expert, the reflector is extruded from pure aluminium board, the surface of vacuum plated metal results in more reflected efficiency and more rational distributive curve.

The lamp fixture, lamp cover and the gear box are aluminium die-casting with power coating, which is anti-corrosive and of great performance.

The structure is connected by the reflector and the lamp glass cover, which increases the dustproof performance. It can keep the dust and the insect out of the lamp shade, with its reasonable structure and reliable seal, the IP reaches 65 or above.

This general purpose roadlight is suitable for good light, street light, parking lot, area light.



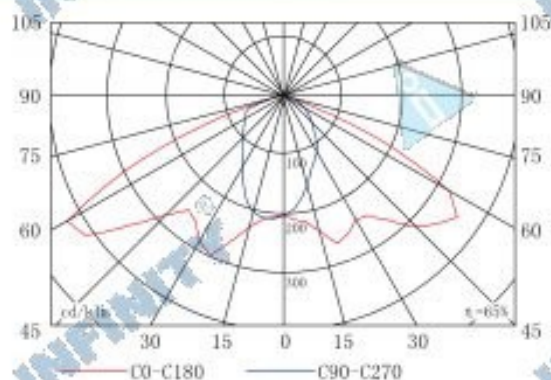
0639 Exploded View

0639 Series

INFINITY Induction Lamps
INFINITY

Luminaire Specifications 0619 Series

Photometrics



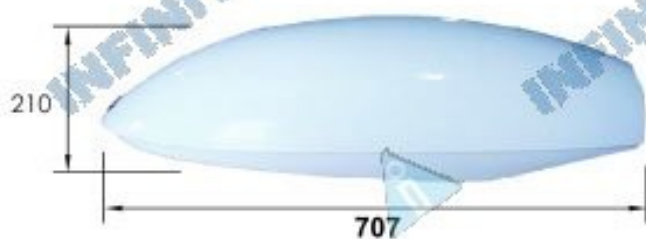
Contrast Chart for Saturn40W 40W±

Model	CR1	Luminous	Tube Temperature	Dimension
I-GY-TX-40W	80	2400-2800	75°C-105°C	Φ152*H83


Contrast Chart for the Specification of the Ballasts

Model	Voltage Range	Work Frequency	Current	Power Factor	Ambient Surrounding Temperature	Gear Box Surface Temperature	Installation Max Distance	Dimension
						25°C		
I-DQ-F220V/50Hz-40W	175-265V	210kHz	0.23A	0.98	-35°C-50°C	32°C	≤SM	L213*W95.5*H58
I-DQ-F120V/60Hz-40W	90-150V	210kHz	0.38A	0.98	-35°C-50°C	32°C	≤SM	L213*W95.5*H58
I-DQ-F277V/60Hz-40W	250-305V	210kHz	0.16A	0.90	-35°C-50°C	32°C	≤SM	L213*W95.5*H58
I-DQ-F12V-40W	9.5-16V	210kHz	3.80A	/	-35°C-50°C	32°C	≤SM	L213*W72.5*H51
I-DQ-F24V-40W	18-29V	210kHz	1.90A	/	-35°C-50°C	32°C	≤SM	L213*W72.5*H51

Dimensions



Front View




Left View


Lamp and Fixture Installation



Take out the baffle



Insert the fixture with lamp in the ceiling panel




Picture of inserted fixture



Install the fixture support clips




Adjust the clips to tightly secure the fixture and fasten with butterfly nut



Connect the lamp wires to the ballast



Completed ballast connection




Install the fixture and tile into dropped ceiling



0639



INFINITY®



Ordering Information

Choose the options below the criteria that best suit your needs and write them above the corresponding criteria.

0619 Series Code	INFINITYRD642 Model	Type	Wattage	Voltage
0619-INFINITY-RD642 Order Number		A	40W	120V AC
		B		220V AC
				277V AC
				12V DC
				24V DC

www.infinity-lvd.com

Didistribusikan Oleh :